



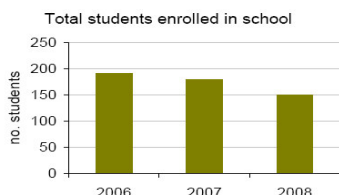
CALEDONIAN a TRIBES PRIMARY SCHOOL community

School Overview

During 2008 Caledonian Primary school operated seven classes comprising: one Prep class, one Grade 1 class, one Grade 1/2 class, two Grade 3/4 classes and two Grade 5/6 classes.

Classes were supported by specialist programs in Physical Education, Art, LOTE, Science and Literacy Intervention. We also had the services of a Primary Welfare Officer for two days per week.

A large cohort of Grade 6 students exited in 2007 and our school commenced 2008 with an enrolment of 150 students of which 22 were Prep students. Additional enrolments were taken throughout the year at all Grade levels during 2008.



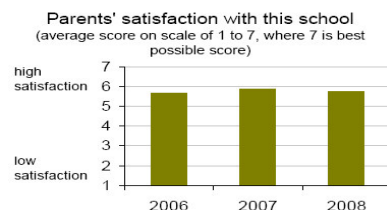
In 2008 Sue Redfern was appointed the substantive Principal. Deb Benoit and Sally McKee took up appointments as Regional Coaches and several staff took leave for a term or more which resulted in the appointment of short term staff during the year. Of the 14 Teaching Staff at the school in June 2007 11 were still at the school at June 2008. This was a 79% retention rate. The figure across all Government schools was 84%.

Total Teacher Absence for 2008 averaged 8.12 days with 1.49 days Non –Certificated and 6.63 days Certificated. All teaching staff at Caledonian Primary School have the relevant qualifications as required by the Victorian Institute of Teaching. The requirements for registration can be found at www.vit.vic.edu.au/content.asp?DocumentID=241.

All teaching staff participated in professional learning throughout the year with whole staff professional development in Personal Learning, Digital Portfolios and Anaphylaxis Risk Management.

The average score for Teacher Satisfaction (Morale) was 71.6 on a scale from 0—100 where 100 was the best possible score.

In a survey, parents were asked to what extent they agreed with the statement “Overall, I am satisfied with the education my child receives at their school.” The following graph illustrated parental responses.



General Parent Satisfaction in 2008 was 5.76 with 7 as the best possible score. This was higher than the average across the state (5.37).

Strategic Plan Progress

In the first year of our school Strategic Plan the 85% achievement targets for Student Learning using Victorian Essential Learning Standards was met in Reading (86%) and Speaking and Listening (91%). 84% of our students achieved at expected level or above in Number and 79% of our students achieved at expected levels in Writing. Our Strategic Plan targets for Student Wellbeing data were also met in 2008. Our Student Attitude Survey data indicated above state means for variables related to School Connectedness and Student Morale. The Student Attitude Survey and Staff Opinion Survey showed also significant improvement in Student Behaviour and Safety variables. The Strategic Plan targets for Transitions and Pathways were also met. The school has maintained above state means in Transitions. Plans for continued improvement have been outlined in the School's 2009 Annual Implementation Plan.

2008 Major Highlights and Achievements

- Student Engagement
- Student Portfolios
- School Magazine
- Community Friendship Mosaic Mural
- Water Efficiency Measures
- Art Show
- Classroom Gardens
- Painted Murals

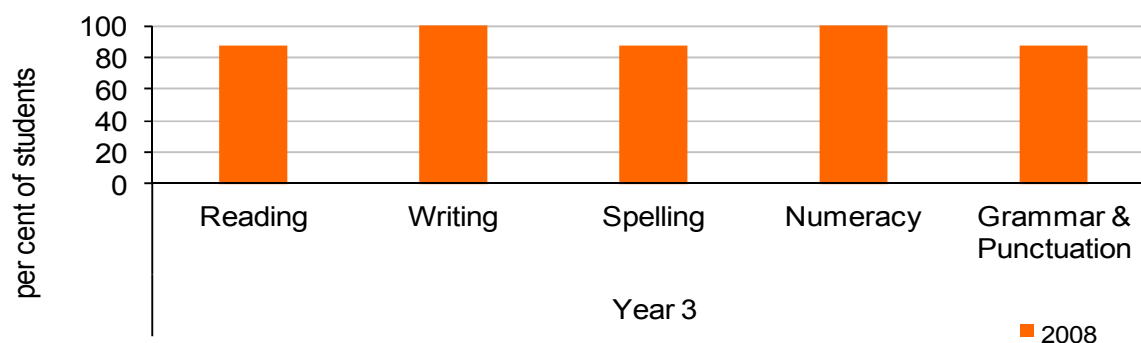
2008 Annual Report




Student Learning and Achievements

Our school student achievement data based on teacher judgment against Victorian Essential Learning Standards has continued to show improvement in our Prep—2 Grades. Our Assessment of Reading Prep -Grade 2 data has shown very high achievement with our 2008 school means above state means at Prep, Grade 1 and Grade 2. level. National Minimum Standards

In 2008 our Grade 3 and 5 students participated in the National Assessment Program Literacy and Numeracy (NAPLAN). The following graphs show the outcome for Caledonian Primary School in national comparisons. There is no data in this form for previous years.



The 2008 NAPLAN Grade 3 Reading data indicated that our students had a wide range of achievement levels with 87.4% of Grade 3 students at or above the National Minimum Standard. Our Writing data indicated that there was a wide range of achievement levels and all students reached the National Minimum Standard. In Numeracy our Grade 3 students achievement was generally at high levels and all students met the National Minimum Standard.



The 2008 NAPLAN Year 5 Reading data indicated a wide range of achievement levels and 91.3% reached National Minimum Standard. In Writing there was a wide range of achievement levels and 82.6% of our Grade 5 students reached National Minimum Standard. Our Numeracy data indicated a very wide range of achievement and 87% of students reached the National Minimum Standard.

Writing and Spelling have been identified as areas for further development and strategies have been outlined in our 2009 Annual Implementation Plan.

2008 Student Learning Highlights

- Literacy and Numeracy Week Celebrations
- Interactive Whiteboards
- Premier's Reading Challenge
- Individual Learning Plans and Educational Learning Plans
- Visiting Arts Performances
- Single Word Spelling Trial Prep-2
- Scienceworks Excursion
- Responsible Pet Ownership
- Mathematics Day
- Achievement Awards
- ADOLF Program Trial
- SCADE Information Evening
- Student Led Conferences
- Song Room Program
- School House Sports
- Interschool Sports
- Swimming Program
- Gymnastics Program
- Life Education
- Intervention Programs
- Education Week Celebrations

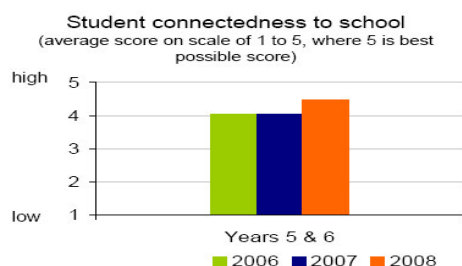
Student Engagement and Wellbeing

In 2008 we continued to implement TRIBES agreements building positive relationships amongst school members. We practised a positive approach to behaviour management and our student management data showed significant improvement throughout 2008.

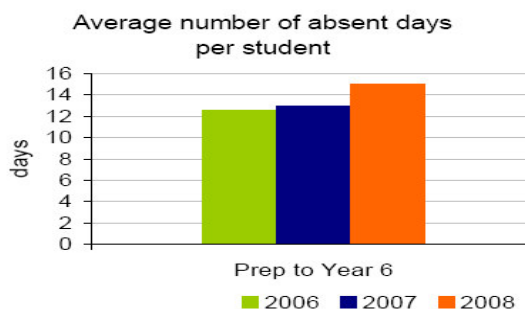
High interest enrichment programs were instigated and the high level of care that existed among staff for our students meant that the student level of connectedness to school remained extremely high as evidenced by our Student Opinion Data.

Grade 5 & 6 students were asked how much they agreed with these five statements

I feel good about being a student at this school.
I like school this year. I am happy to be at this school.
I feel I belong at this school. I look forward to going to school .



The It's Not OK to be Away Program continued in 2008. The program included promotion via the newsletter and assemblies, contact with parents and the inclusion of special days. In 2008 the rate of absence rose to an average of 15 days per student. We attribute the overall increase to high level of individual student absence in some grades. In most Grades there had been a decrease in the average number of days absence from 2007 figures.



In 2009 we will continue with our efforts to minimise student absences.

Student Pathways and Transition

In 2008 our 22 Preps participated in a comprehensive range of transition activities which included a number of school/kindergarten visits. The Buddy system was implemented and this program provided leadership opportunities for our Year 4 and Year 5 students. Our 2008 Prep Transition Surveys again indicated very high levels of parent satisfaction with the Kindergarten to School transition program.

In 2008 18 Grade 6 students left the school to attend various secondary schools in the local area. These Grade 6 students had been involved in the transition programs of their 2009 secondary school. The Grade 6 teachers provided these same schools with relevant information which was used to assist with their Year 7 class placements and starting points for curriculum provision.

In 2008 we identified a need to further improve our information gathering practices for students "new" to school and the transition of students moving into the senior grades. Strategies have been included in our 2009 Annual Improvement Plan.

2008 Wellbeing Highlights

- TRIBES implementation
- 'Terrific Teams' Days
- Student of the Week Awards
- L.A.M.P. Mentoring Program
- Camps and Sleepover
- Student Leadership Program—Narmbool
- Buddy Program
- It's Not OK to Be Away
- Principal's Morning Teas
- Special Lunch Days
- Extension Art Activities
- Futsal
- Transition activities Grade 6 to Year 7 activities
- Multi-aged Days
- Transition activities Kinder to Prep
- Ballarat Secondary College Class Support
- Junior School Council (JSC)
- JSC Fundraising for Charities
- Footy Days
- Whole School Zoo Excursion
- Free Fruit Day

Future Directions of the School

The School's 2009 Annual Improvement Plan key improvement goals, strategies and actions include: *Improve cohort growth for every grade*

- Trial of new timetable
- Blank Questioning and Metalinguistics included in ADOLF Program
- Use of 5E's Instructional Model for Planning
- Use of POLT Survey

- Professional Learning Buddies
- Professional Development in Use of Data for Diagnostic Purposes, Stages of Spellings
- Links between Reading, Writing and Spelling
- Strategies to support student learning in Numeracy—Fractions and Decimals, Measurement, Area, Volume and Transformations

Maintain high levels of Student Engagement

- TRIBES induction for new students
- Development of Student Screening Tools

Prepare school of the implementation of the Ultranet

Professional development for Staff in the use of Smartboards
Our school will also be a trial school for the Netbook program for Grade 5.

Our 2008 Finances

Financial Performance – Operating Statement Summary for the year ending 31st December, 2008	
Revenue	2008 Actual
DE&T Grants	187,772
Commonwealth Government Grants	107,384
State Government Grants	4,029
Other	16,147
Locally Raised Funds	85,252
Total Operating Revenue	400,584
Expenditure	
Salaries and Allowances	95,660
Bank Charges	
Consumables	24,535
Books and Publications	343
Communication Costs	8,504
Furniture and Equipment	25,920
Utilities	9,508
Property Services	13,086
Travel and Subsistence	
Motor Vehicle Expenses	
Administration	2,522
Health and Personal Development	187
Professional Development	4,994
Trading and Fundraising	22,766
Support/Service	280
Miscellaneous	29,438
Total Operating Expenditure	364,157
Net Operating Surplus/-Deficit	36,427
Capital Expenditure	8,413
Please note that the above amounts do not include any credit revenue or expenditure allocated or spent by the school through its Student Resource Package	

Financial Position as at 31st December, 2008	
Funds Available	2008 Actual
High Yield Investment Account	60,151
Official Account	21,672
Total Funds Available	81,823
Financial Commitments	2008 Actual
School Operating Reserve	43,152
Building/Grounds including SMS < 12 months	41,228
Total Financial Commitments	41,228

The 2008 Annual Report is presented to the Caledonian School Community by the Caledonian School Council. The 2008 School Level Report is also available for interested school community members.

<i>Address:</i>	Thompson Street Brown Hill 3350
<i>Principal:</i>	Suzan Redfern
<i>School Council President:</i>	Louise Martin
<i>Telephone:</i>	0353 326955
<i>Email:</i>	caledonian.ps@edumail.vic.gov.au
<i>Web site:</i>	http://www.caledonianps.vic.edu.au

2008 Community Highlights

- Student organised School Assemblies
- School Magazine
- School Concert Prep—6
- Welcome to School Picnic
- “Getting to Know You and Your Child” Meetings”
- Working Bees
- Walkathon
- Voluntary Helpers Morning Tea
- Friendship Mosaic
- Amphitheatre
- Ballarat—Beijing Challenge
- Grade 6 Graduation