



Annual Report 2007

It is with pleasure that the Staff and School Council Members of Caledonian Primary School present the Annual Report to our school community. The purpose of the Annual Report is to provide a clear and concise picture of a school's progress and achievements for 2007, along with the school's plans for future directions.

School Overview

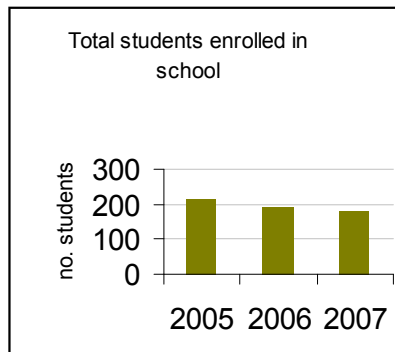
During 2007 Caledonian Primary school operated eight classes comprising: two Prep/1 classes, one Grade 2 class, one Grade 2/3 class, two Grade 3/4 classes and two Grade 5/6 classes.

Classes were supported by the following specialist programs: Physical Education, Art, Reading Recovery and Literacy Intervention.

We also had the services of our Primary Welfare Officer for two days per week.

In 2007 Sue Redfern continued in the Principal (Acting) position whilst Michael Sawitsch undertook Leave. Maxine Berry retired from the Department of Education during 2007. Two SSO Integration positions were filled throughout the year with the appointment of Carolyn Gregg and Andrew Hubbard.

Our school commenced 2007 with an enrolment of 180 students. The 2007 enrolment figure continued the trend in decreasing enrolments for the period 2005 to 2007.



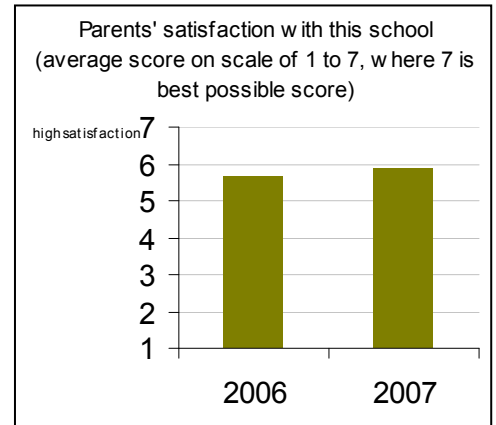
All teaching staff at Caledonian Primary School have the relevant qualifications as required by the Victorian Institute of Teaching.

Of the 14 Teaching Staff at the school in June 2006 13 were still at the school at June 2007. This was a 93% retention rate. The figure across all Government schools was 86%.

Teacher Absence for 2007 averaged 8.24 days whereas the state average was 5.61 days.

All teaching staff participated in professional learning throughout the year including Success for Boys, Teaching Interpersonal Skills (an Australian Quality Teaching Project), Assessment as well as the TEN program professional development. The school gained Performance and Development Culture Accreditation in 2007.

The average score for Teacher Satisfaction (Morale) was 69.4 on a scale from 0—100 where 100 was the best possible score.



General Parent Satisfaction in 2007 was 5.86 with 7 as the best possible score. There has been an improvement in General Parent Satisfaction.

2007 Major Highlights

- School Review
- Strategic Plan
- Playground Markings and Shelters
- Performance and Development Culture Accreditation
- Success for Boys Project
- Teaching Interpersonal Skills Australian Quality Teaching Project
- Movie Masterpiece/SchoolFlix
- Self Powered Vehicle Challenge

Strategic Plan Progress

In 2007 we completed a successful review which highlighted the achievements of the school and the areas for further improvement.

We also developed our Strategic Plan establishing the school's vision, mission and values statements.

As a result of our Annual Implementation Plan for 2007 in regard to Student Learning we:

- Developed comprehensive documentation of all curriculum policies and VELS curriculum provision
- Published requirements for assessment and reporting in

folders to provide a common approach and tasks for Prep - Grade 6

- Introduced Cued Articulation in Prep
- Commenced the Single Word Spelling Program in Prep - 2
- Addressed students' learning needs through programs such as the Success for Boys Project

Our 2007 data showed improvements in student learning in some class cohorts in English and Mathematics. We were very pleased with improvements in our Prep - 2 Reading data.

With Student Engagement and Wellbeing we continued to implement

TRIBES in 2007. We also gained funding for a series of short term projects such as Kite Flying Day, Self Powered Vehicles, Movie Masterpieces and Roaming Reptiles. Transitions and Pathways in 2007 saw:

- The introduction of surveys relating to Prep transition
- The creation of an induction program for students new to the school

Our school also prepared for and achieved Performance and Development Culture accreditation at the end of 2007.

Student Learning and Achievements

The Achievement Improvement Monitor (AIM) and the National Benchmarks data are used to report progress in student learning in our Annual Report.

The 2007 Year 3 Reading Graph indicated very little change in the percentage of students achieving at or above compared to 2006 levels. Our Year 3 AIM data for Reading continued to be well above schools with same SFO (School Family Occupation) and at state average.

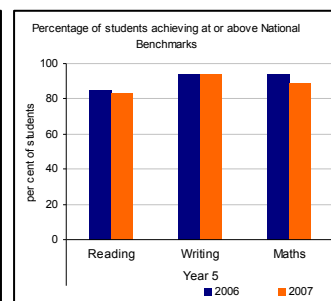
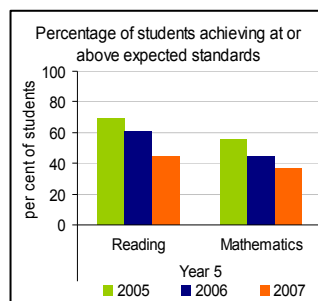
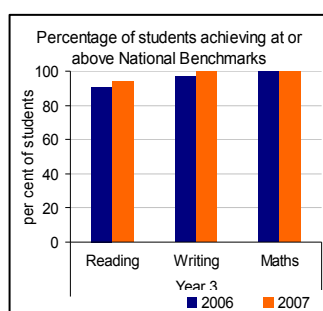
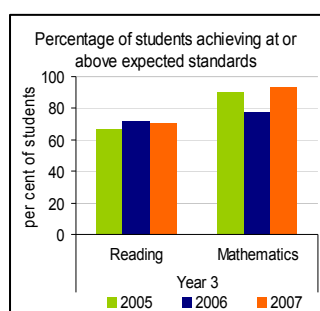
The 2007 Mathematics Graph indicated improvement in the percentage of students achieving at or above expected levels in Mathematics from 2006 levels.

In Mathematics we continued to be well above schools with the same SFO and well above state average. The vast majority of our Year 3 students achieved National Benchmarks in Reading. All students achieved National Benchmarks in Writing and Mathematics.

Our Year 5 AIM data for Reading was in the upper range of schools with same SFO however the data was below state average.

The 2007 Mathematics Graph indicated a decrease in the percentage of students of Grade 5 achieving at or above expected level. While our Mathematics data was in the upper range of schools with same SFO it was below state average.

The vast majority of our Year 5 students achieved National Benchmarks in Reading, Writing and Mathematics.



Our students at Year 3 performed extremely well and we aim to achieve further improvement of student learning in our upper school grade levels. This will be a focus for our efforts in 2008.

2007 Student Learning Highlights

- Literacy and Numeracy Week Celebrations
- Library Book Fair
- Premier's Reading Challenge
- Individual Learning Plans and Educational Learning Plans
- Visiting Arts Performers
- Big Day Out
- Scienceworks Excursion
- Responsible Pet Ownership
- Mathematics Challenge Day
- Spell It
- Farm Visit
- Achievement Awards
- Use of POLT Surveys
- School House Sports
- Interschool Sports
- Swimming Program
- Mentor Program
- Gymnastics Program
- Life Education
- Reading Recovery

Student Engagement and Wellbeing

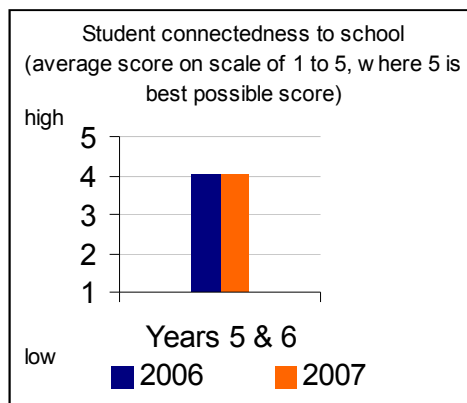
In 2007 we continued to implement TRIBES which places value on the strengths and differences of students, staff and parents.

We used the TRIBES agreements to guide the interactions of all community members and our staff endeavoured to further develop positive relationship with students and parents.

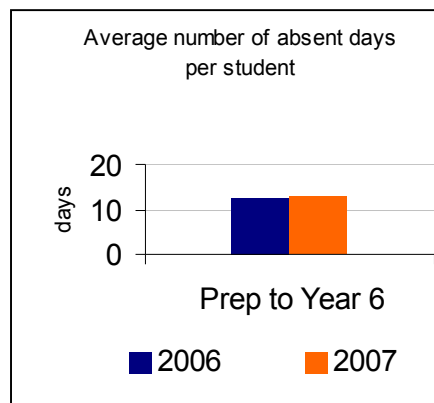
We continued to practise a positive approach to behaviour management and our student management data showed significant improvement throughout 2007.

In 2007 we also continued to implement programs to maintain the high levels of student connectedness to school.

A range of options to provide high interest and enrichment programs were implemented and the high level of care that existed among staff for our students meant that the level of connectedness to our school remained high.



The school implemented various short term projects such as Environmental Cadets, Movie Masterpieces and Self Powered Vehicles which further enhanced curriculum provision for our students. Individual learning plans were developed for identified students and the school supported ten students through the Disabilities and Impairments Program.



The It's Not OK to be Away Program was continued in 2007. The program was promoted via the newsletter, information at assemblies, contact made with parents and special days were also included in the range of school activities offered. In 2007 the rate of absence rose by 0.5 day which has prompted a renewed focus for 2008 in order to maintain the downward trend in absences that the school has experienced in recent years.

Student Pathways and Transition

In 2007 our 20 Preps participated in a comprehensive range of transition activities which included a number of school/kindergarten visits. The Buddy system was implemented and this program provided leadership opportunities for our Year 4 and Year 5 students. Our 2007 Prep Transition Surveys indicated very high levels of parent satisfaction with the Kindergarten to School transition program.

In 2007 37 Grade 6 students left the school to attend various secondary schools in the local area. These Grade 6 students had been involved in the transition programs of their 2008 secondary school. The Grade 6 teachers provided these same schools with relevant information which was used to assist with their Year 7 class placements and starting points for curriculum provision.

Our key improvement strategy for 2007 included an expansion of our Buddy program for all students who were new to our school. In 2008 we will continue with 2007 practices and further refine these as we receive further feedback from parents and students.

The 2007 Annual Report is presented to the Caledonian School Community by the Caledonian School Council. The 2007 School Level Report is also available for interested school community members. Please contact the School Office on 53326955.

2007 Wellbeing Highlights

- TRIBES implementation
- Terrific Teams
- Student of the Week Awards
- L.A.M.P. Mentoring Program
- Safety Club
- Leadership Program
- Buddy Program
- It's Not OK to Be Away
- St Vinnies Camp
- Special Lunch Days
- Extension Art Activities
- Futsal Training
- Transition activities Grade 6 to Year 7 activities
- Multi-aged Days
- Grandparents/Special Friends Day
- Transition activities Kinder to Prep
- Ballarat Secondary College Class Support and Lunchtime Program
- Junior School Council (JSC)
- JSC Fundraising for Charities
- Funbugs Day
- Roaming Reptiles
- Footy Days

Future Directions of the School

Key improvement strategies and actions in 2008 include:

- Continued use of POLT survey
- Participation in the ADOLF project
- Implementation of Single Word Spelling Program Prep—6
- Expanded use of ICT in programs
- Refinement of student portfolios to incorporate personal and interpersonal learning
- Extension of Lexiles Program for Grades 3/4
- Improvement in processes for

student management and support

- Continued use of TRIBES processes
- Drug education embedded with whole school approach to health and wellbeing
- Further support for transition and induction processes for incoming students and families
- Preparation for the implementation of the Ultranet

These improvement strategies and actions are articulated in the school's Annual Implementation

Plan.

The school has also planned for improvements in the physical environment of the school. These improvements include:

- Construction of the amphitheatre
- Past, Present and the Future Murals
- "Values" Mosaics for the low fence
- Further development of garden areas
- Installation of tanks and water saving plumbing throughout the school

Our 2007 Finances

Financial Performance for the year ending 31st December 2007		Financial Performance for the year ending 31st December 2007	
Revenue	2007 Actual	Expenditure	
DE&T Grants	\$147,756	Salaries & Allowances	\$109,096
Commonwealth Government Grants	\$26,648	Consumables	\$30,919
State Government Grants	\$5,452	Books and publications	\$659
Other	\$25,780	Communication costs	\$6,870
Locally Raised Funds	\$65,014	Equipment/Maintenance/Hire	\$11,506
Total Operating Revenue	\$270,651	Utilities	\$9,223
Financial Performance for the year ending 31st December 2007		Property Services	\$65,850
Funds Available	2007 Actual	Administration	\$4,043
High Yield Investment Account	\$46,773	Travel and Subsistence	\$95
Official Account	\$11,530	Health and Personal Development	\$264
Accounts Receivable Control	-448	Professional Development	\$3,714
GST Purchases (Reclaimable)	\$1635	Trading and Fundraising	\$17,851
Total Funds Available	\$59,490	Support Service	\$0
Financial Commitments		Miscellaneous	\$24,633
Group Tax	\$3,976	Total Operating Expenditure	\$284,722
GST on Sales	\$173	Net Operating Surplus/-Deficit	-\$14,071
Total Financial Commitments	\$4149	Capital Expenditure (Cases 21 Finance Only)	
		Please note that the above amounts do not include any credit revenue or expenditure allocated or spent by the school through its Student Resource Package	

In 2007 the net operating deficit is the result of expending the majority of our Investing in School funding which had been carried over from 2006.

2007 Community Highlights

- | | |
|---|---|
| <ul style="list-style-type: none"> • Student organised School Assemblies • School Concert Prep—6 • Welcome to School Picnic • Getting to Know You and Your Child Meetings • Working Bees | <ul style="list-style-type: none"> • Lone Pine Tree Planting • Kite Day • Keyboard Concert • Walkathon • Voluntary Helpers Morning Tea |
|---|---|